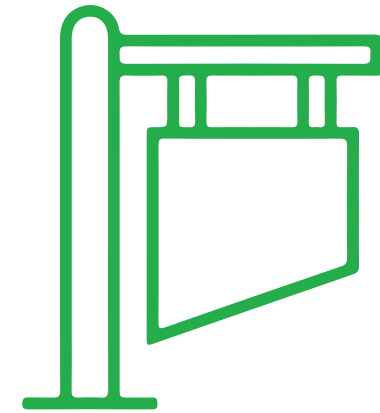




THE SIGN PACK/CHANNEL LETTERS



MY SIGN  
**COMPANY**

**CONTACT INFO**

Daisy Duck

d.duck@mysigncompany.com

555.555.5555


mysigncompany.com

THE SIGN PACK/CHANNEL LETTERS  
OPTION A


MOCKUP BY DAY



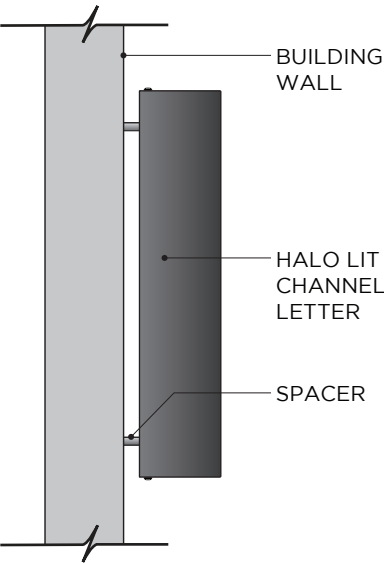
MEASUREMENTS



MOCKUP BY NIGHT



SIDE VIEW



RETURN COLORS:

- |   |  |
|---|--|
|  PANTONE 534 C |  PANTONE 2270 C |
|  BLACK         |  |

FACE COLORS:

- |   |  |
|---|--|
|  PANTONE 534 C |  PANTONE 2270 C |
|  BLACK         |  |



ORDER NUMBER: 1203

DESCRIPTION:

Reverse Lit Channel Letters,  
mounted with spacers for letters.

DIMENSIONS:

124"(W) x 50"(H)  
43.05 SQ FT

RETURN DEPTH: 3"  
TRIM CAP: N/A

EXAMPLE:



CONTACT INFO:


Daisy Duck  
d.duck@mysigncompany.com  
555.555.5555  
mysigncompany.com

THE SIGN PACK/CHANNEL LETTERS  
OPTION B

MOCKUP BY DAY



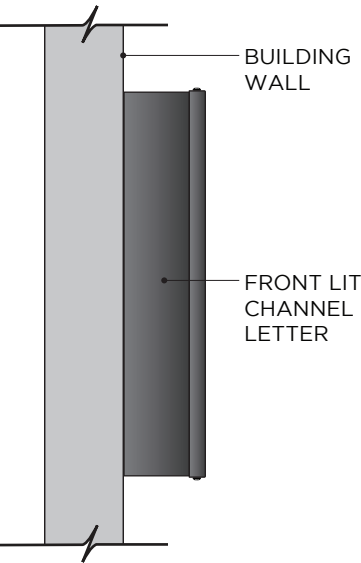
MEASUREMENTS



MOCKUP BY NIGHT



SIDE VIEW



RETURN COLORS:

- |   |  |
|---|--|
|  PANTONE 534 C |  PANTONE 2270 C |
|  BLACK         |  |

FACE COLORS:

- |   |  |
|---|--|
|  PANTONE 534 C |  PANTONE 2270 C |
|  BLACK         |  WHITE          |

TRIM COLORS:

- |  |  |
|--|--|
|  DARK BLUE 2050 |  IRISH GREEN 2426 |
|  BLACK 2025     |  |

ORDER NUMBER: 1203

DESCRIPTION:

Front Lit Channel Letters, flush mounted.

DIMENSIONS:

124"(W) x 50"(H)  
43.05 SQ FT

RETURN DEPTH: 5"  
TRIM CAP: 1"

EXAMPLE:



CONTACT INFO:

Daisy Duck  
d.duck@mysigncompany.com  
555.555.5555  
mysigncompany.com

**THANK YOU!**